



US00D719631S

(12) **United States Design Patent**
Ferko

(10) **Patent No.:** **US D719,631 S**

(45) **Date of Patent:** **** Dec. 16, 2014**

(54) **ASSAULT RIFLE**

(71) Applicant: **HS Produkt d.o.o.**, Karlovac (HR)

(72) Inventor: **Ivan Ferko**, Karlovac (HR)

(73) Assignee: **HS Produkt d.o.o.**, Karlovac (HR)

(**) Term: **14 Years**

(21) Appl. No.: **29/461,504**

(22) Filed: **Jul. 24, 2013**

(51) **LOC (10) Cl.** **22-01**

(52) **U.S. Cl.**
USPC **D22/103**

(58) **Field of Classification Search**

CPC F41C 7/00; F41C 7/11; F41C 7/12
USPC D22/100, 101, 103, 104, 108, 199;
D21/572-575; 42/51, 71.01, 75.01,
42/75.02, 90, 94, 134, 136, 139, 125, 72,
42/111; 89/40.06, 41.19, 37.04, 33.04,
89/191.01, 200-204; 124/67, 66, 72, 74

See application file for complete search history.

(56) **References Cited**

U.S. PATENT DOCUMENTS

4,856,410	A *	8/1989	Anderson	89/161
5,628,137	A *	5/1997	Cortese	42/105
D611,111	S *	3/2010	Hajjar et al.	D22/103
2011/0283582	A1 *	11/2011	Hunter et al.	42/69.02
2013/0125440	A1 *	5/2013	Zheng	42/14
2013/0185975	A1 *	7/2013	Johnson	42/69.02

* cited by examiner

Primary Examiner — Michael A Pratt

(74) *Attorney, Agent, or Firm* — RatnerPrestia

(57) **CLAIM**

The ornamental design for an assault rifle, as shown and described.

DESCRIPTION

FIG. 1 is a left side perspective view of my assault rifle design; FIG. 2 is a front view of my assault rifle design; FIG. 3 is a rear view of my assault rifle design; FIG. 4 is a left side view of my assault rifle design; FIG. 5 is a right side view of my assault rifle design; FIG. 6 is a top view of my assault rifle design; and, FIG. 7 is a bottom view of my assault rifle design.

1 Claim, 6 Drawing Sheets





FIG. 1




FIG. 2



FIG. 3



FIG. 4



FIG. 5




FIG. 6




FIG. 7